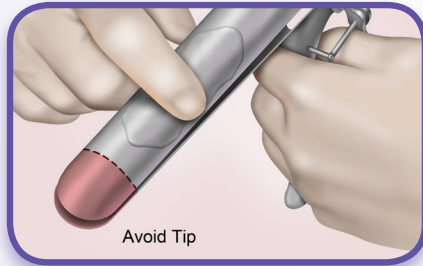


1 Prepare Speculum



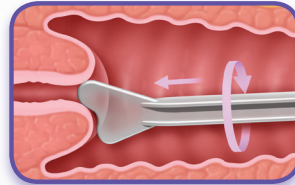
- Warm water preferred
- Carbomer-free lubricant*

*If unavoidable, use minimal lubricant – no more than a dime-sized amount



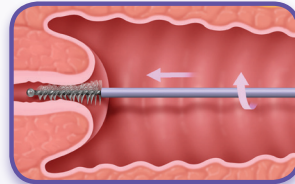
2 Obtain Sample

Plastic spatula



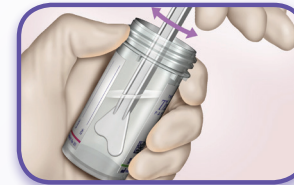
Rotate the contoured end
360°
1x

Endocervical brush



Rotate
1/4 to 1/2
in one direction

3 Rinse Device Immediately



Swirl **vigorously**
10 times



Rotate while pushing against the vial wall
10 times and swirl **vigorously**

DO NOT leave device in vial

Hologic provides this quick reference guide ("guide") as a general informational tool only and is not an affirmative instruction or guarantee. While the information provided in this guide may describe a particular technique or protocol, it is not intended as an endorsement and/or requirement by Hologic to utilize such technique or protocol. It is the sole responsibility of the laboratory to determine which specific technique and/or protocol to employ. Laboratories using ThinPrep products must read and understand each product's Instructions for Use and comply with applicable local, state and federal rules and regulations.