


ThinPrep 5000® processor

Setup guide

Load Alcohol Fixative Baths into the Instrument




Place...

the empty staining rack into empty fixative bath receptacle. On the rack, the words **“UP SIDE”** face the handle of the bath.



Push...


the rack down
- past the point of slight resistance;
- feel the rack snap into place.
The rack must be fully seated.



Fill...

the bath with alcohol to the top of the staining rack.


Empty the Filter Waste Bin



Load the Carousel into the Processor



Load filters—open end up
Load vials and slides—
slide labels face out, vial and
slide IDs match



Place...
the carousel flat, and slide it under
the U-shaped collar, all the way to
the rear wall.

